




















1. Who are you?			Response Percent	Response Count
Lead PI			37.5%	24
Information Manager			32.8%	21
Graduate Student Representative			29.7%	19
			<b>answered question</b>	<b>64</b>
			<b>skipped question</b>	<b>0</b>







2. What site do you represent?			Response Percent	Response Count
Andrews LTER (AND)			4.7%	3
Arctic LTER (ARC)			4.7%	3
Baltimore Ecosystem Study (BES)			4.7%	3
<b>Bonanza Creek LTER (BNZ)</b>			<b>6.3%</b>	4
Central Arizona - Phoenix (CAP)			4.7%	3
California Current Ecosystem (CCE)			4.7%	3
Cedar Creek LTER (CDR)			1.6%	1
Coweeta LTER (CWT)			3.1%	2
Florida Coastal Everglades (FCE)			4.7%	3
Georgia Coastal Ecosystems (GCE)			1.6%	1
Harvard Forest (HFR)			4.7%	3
Hubbard Brook LTER (HBR)			1.6%	1
Jornada Basin (JRN)			4.7%	3
Kellogg Biological Station (KBS)			3.1%	2
Konza LTER (KNZ)			1.6%	1
Luquillo LTER (LUQ)			3.1%	2

McMurdo Dry Valleys (MCM)		1.6%	1
Moorea Coral Reef (MCR)		3.1%	2
Niwot Ridge LTER (NWT)		4.7%	3
North Temperate Lakes (NTL)		4.7%	3
Palmer Station (PAL)		4.7%	3
Plum Island Ecosystem (PIE)		3.1%	2
<b>Santa Barbara Coastal (SBC)</b>		<b>6.3%</b>	<b>4</b>
Sevilleta LTER (SEV)		4.7%	3
Shortgrass Steppe (SGS)		4.7%	3
Virginia Coast Reserve (VCR)		3.1%	2
<b>answered question</b>			<b>64</b>
<b>skipped question</b>			<b>0</b>

<b>3. Scientists from our site have participated in research working groups sponsored by the LNO.</b>			
		Response Percent	Response Count
Yes		81.7%	49
No		3.3%	2
Don't know		15.0%	9
<b>answered question</b>			<b>60</b>
<b>skipped question</b>			<b>4</b>

<b>4. Have you ever submitted a proposal to the LNO for a research working group meeting (e.g. after the 2006 ASM)?</b>			
		Response Percent	Response Count
Yes		46.7%	28
No		53.3%	32
<b>answered question</b>			<b>60</b>
<b>skipped question</b>			<b>4</b>

**5. Rate your level of satisfaction with the timeliness of the response to your proposal and the degree of information contained in the response.**





		Response Percent	Response Count
Very Satisfied		8.5%	5
Satisfied		33.9%	20
Neutral/Not Sure		3.4%	2
Dissatisfied		1.7%	1
Very Dissatisfied		1.7%	1
Not Applicable		50.8%	30
		<i>answered question</i>	<b>59</b>
		<i>skipped question</i>	<b>5</b>




**6. What additional services, if any, would your site like the LNO to provide in support of Network synthesis?**

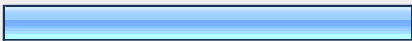

		Response Count
		23
		<i>answered question</i>
		<b>23</b>
		<i>skipped question</i>
		<b>41</b>

**7. What modifications to existing services would your site like the LNO to make?**






		Response Count
		17
		<i>answered question</i>
		<b>17</b>
		<i>skipped question</i>
		<b>47</b>

8. LTER web sites, archives, and data bases are available when I need them			Response Percent	Response Count
Strongly Agree			30.0%	18
<b>Agree</b>			<b>53.3%</b>	32
Neutral/Don't Know			13.3%	8
Disagree			3.3%	2
Strongly Disagree			0.0%	0
Not Applicable			0.0%	0
			<i>answered question</i>	<b>60</b>
			<i>skipped question</i>	<b>4</b>

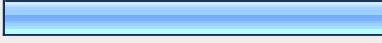
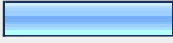


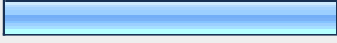
9. I use the @lternet.edu mail aliases to contact members of the LTER network			Response Percent	Response Count
Yes			40.0%	24
<b>No</b>			<b>58.3%</b>	35
Don't Know			1.7%	1
			<i>answered question</i>	<b>60</b>
			<i>skipped question</i>	<b>4</b>

10. I use e-mail group lists established by the LNO to contact groups within the LTER Network			Response Percent	Response Count
Yes			45.0%	27
<b>No</b>			<b>55.0%</b>	33
Don't Know			0.0%	0
			<i>answered question</i>	<b>60</b>
			<i>skipped question</i>	<b>4</b>





**11. Mail aliases and e-mail group lists perform up to my expectations**

		Response Percent	Response Count
Strongly Agree		20.0%	12
<b>Agree</b>		<b>33.3%</b>	20
Neutral/Don't Know		23.3%	14
Disagree		5.0%	3
Strongly Disagree		0.0%	0
Not Applicable		18.3%	11
		<b>answered question</b>	<b>60</b>
		<b>skipped question</b>	<b>4</b>





**12. Activities at our site have been affected by downtime or security breaches in the LNO servers.**

		Response Percent	Response Count
<b>Never</b>		<b>41.7%</b>	25
Infrequently		18.3%	11
Occasionally		1.7%	1
Frequently		1.7%	1
Don't know/Not Applicable		36.7%	22
		<b>answered question</b>	<b>60</b>
		<b>skipped question</b>	<b>4</b>




**13. Our site has the following level of expertise with regard to Ecological Metadata Language (EML)**

		Response Percent	Response Count
Very High		26.7%	16
<b>High</b>		<b>41.7%</b>	25
Moderate		20.0%	12
Low		0.0%	0
None		0.0%	0
Don't Know		11.7%	7
<b><i>answered question</i></b>			<b>60</b>
<b><i>skipped question</i></b>			<b>4</b>




**14. Rate your satisfaction with assistance your site has received from LNO staff in the implementation of Ecological Metadata Language.**

		Response Percent	Response Count
Very Satisfied		28.3%	17
<b>Satisfied</b>		<b>30.0%</b>	18
Neutral/Don't Know		28.3%	17
Dissatisfied		0.0%	0
Very Dissatisfied		0.0%	0
Not Applicable		13.3%	8
<b><i>answered question</i></b>			<b>60</b>
<b><i>skipped question</i></b>			<b>4</b>

**15. I am aware of opportunities for training sessions organized by the LNO.**

		Response Percent	Response Count
Yes		78.0%	46
No		16.9%	10
Don't Know		5.1%	3
		<b>answered question</b>	<b>59</b>
		<b>skipped question</b>	<b>5</b>




**16. Personnel from our site have attended one or more training sessions organized by the LNO.**

		Response Percent	Response Count
Yes		54.2%	32
No		23.7%	14
Don't Know		22.0%	13
		<b>answered question</b>	<b>59</b>
		<b>skipped question</b>	<b>5</b>

**17. Rate your level of satisfaction with the following elements of the training sessions in which you participated:**




	Very Satisfied	Satisfied	Neutral/Don't Know	Dissatisfied	Very Dissatisfied	Not Applicable	Response Count
Ease of making travel arrangements	23.2% (13)	16.1% (9)	5.4% (3)	0.0% (0)	0.0% (0)	55.4% (31)	56
Timeliness and ease of reimbursement (if any)	16.1% (9)	19.6% (11)	8.9% (5)	0.0% (0)	0.0% (0)	55.4% (31)	56
Ease of making housing arrangements	19.6% (11)	17.9% (10)	7.1% (4)	0.0% (0)	0.0% (0)	55.4% (31)	56
Adequacy of pre-meeting information about logistics	17.9% (10)	17.9% (10)	8.9% (5)	0.0% (0)	0.0% (0)	55.4% (31)	56
Ease in finding follow up information about the products	10.7% (6)	12.5% (7)	17.9% (10)	3.6% (2)	0.0% (0)	55.4% (31)	56
Organization of the training session	7.3% (4)	21.8% (12)	12.7% (7)	1.8% (1)	0.0% (0)	56.4% (31)	55
Relevance of the training topic for the needs of your site	7.1% (4)	16.1% (9)	21.4% (12)	0.0% (0)	0.0% (0)	55.4% (31)	56
Competency of the trainers	14.3% (8)	16.1% (9)	12.5% (7)	1.8% (1)	0.0% (0)	55.4% (31)	56
Increase in your understanding of the topic areas	9.1% (5)	23.6% (13)	12.7% (7)	0.0% (0)	0.0% (0)	54.5% (30)	55
	<b>answered question</b>						<b>56</b>
	<b>skipped question</b>						<b>0</b>

**18. I have requested technical assistance from the LNO**






		Response Percent	Response Count
Yes		49.2%	29
No		47.5%	28
Don't Know		3.4%	2
	<b>answered question</b>		<b>59</b>
	<b>skipped question</b>		<b>5</b>








19. I submitted requests for assistance via the request tracking system established by LNO (i.e., sending requests to tech\_support@lternet.edu and office\_support@lternet.edu).

		Response Percent	Response Count
Yes		44.8%	26
No		53.4%	31
Don't Know		1.7%	1
<i>answered question</i>			<b>58</b>
<i>skipped question</i>			<b>6</b>






20. Requests for assistance submitted to the request tracking system have resulted in effective responses to our problem.

		Response Percent	Response Count
Always		16.9%	10
Frequently		23.7%	14
Occasionally		5.1%	3
Rarely		0.0%	0
Never		3.4%	2
<b>Not Applicable/Don't Know</b>		<b>50.8%</b>	<b>30</b>
<i>answered question</i>			<b>59</b>
<i>skipped question</i>			<b>5</b>




**21. In general, the Network Office responds to requests for information and assistance in a timely and effective manner.**

		Response Percent	Response Count
Strongly Agree		16.7%	10
<b>Agree</b>		<b>41.7%</b>	25
Neutral/Don't Know		16.7%	10
Disagree		3.3%	2
Strongly Disagree		0.0%	0
Not Applicable		21.7%	13
<b>answered question</b>			<b>60</b>
<b>skipped question</b>			<b>4</b>

**22. Rate your level of satisfaction with the detail and timeliness of information you receive about the development of the Network Information System**

		Response Percent	Response Count
Very Satisfied		8.5%	5
Satisfied		37.3%	22
<b>Neutral/Don't Know</b>		<b>39.0%</b>	23
Dissatisfied		6.8%	4
Very Dissatisfied		0.0%	0
Not Applicable		8.5%	5
<b>answered question</b>			<b>59</b>
<b>skipped question</b>			<b>5</b>




**23. Have you ever used the LTER Network Databases [NPP , (<http://intranet.lternet.edu/anpp/>); Climate/Hydrology (<http://www.fsl.orst.edu/climhy/>); Data Catalog (<http://metacat.lternet.edu/>)]?**

		Response Percent	Response Count
Yes		57.6%	34
No		40.7%	24
Don't Know		1.7%	1
<b>answered question</b>			<b>59</b>
<b>skipped question</b>			<b>5</b>



**24. Rate your level of satisfaction regarding the ease of performing the following operations on Network Databases**

	Very Satisfied	Satisfied	Neutral/Don't Know	Dissatisfied	Very Dissatisfied	Not Applicable	Response Count
Accessing the web site from which data are accessible	21.4% (12)	<b>33.9% (19)</b>	17.9% (10)	1.8% (1)	0.0% (0)	25.0% (14)	50
Discovering and accessing metadata	10.7% (6)	<b>41.1% (23)</b>	19.6% (11)	3.6% (2)	0.0% (0)	25.0% (14)	50
Discovering and accessing data	10.7% (6)	<b>39.3% (22)</b>	21.4% (12)	3.6% (2)	0.0% (0)	25.0% (14)	50
Downloading data	14.5% (8)	<b>36.4% (20)</b>	20.0% (11)	3.6% (2)	0.0% (0)	25.5% (14)	50
<b>answered question</b>							<b>50</b>
<b>skipped question</b>							<b>5</b>



**25. Have you ever used the LTER Network Remote Sensing Archive (<http://www.lternet.edu/technology/ltergis/index.html>)?**

		Response Percent	Response Count
Yes		10.2%	6
No		83.1%	49
Don't Know		6.8%	4
<b>answered question</b>			<b>59</b>
<b>skipped question</b>			<b>5</b>

26. Rate your level of satisfaction regarding the ease of performing the following operations on the Remote Sensing Archive							
	Very Satisfied	Satisfied	Neutral/Don't Know	Dissatisfied	Very Dissatisfied	Not Applicable	Response Count
Accessing the web site from which data are accessible	0.0% (0)	9.1% (5)	23.6% (13)	3.6% (2)	0.0% (0)	<b>63.6% (35)</b>	59
Discovering and accessing metadata	0.0% (0)	7.4% (4)	24.1% (13)	3.7% (2)	0.0% (0)	<b>64.8% (35)</b>	59
Discovering and accessing data	0.0% (0)	7.4% (4)	22.2% (12)	5.6% (3)	0.0% (0)	<b>64.8% (35)</b>	59
Downloading data	0.0% (0)	7.4% (4)	22.2% (12)	5.6% (3)	0.0% (0)	<b>64.8% (35)</b>	59
	<b>answered question</b>						<b>59</b>
	<b>skipped question</b>						<b>0</b>

27. Have you ever used the LTER Network Personnel Directory ( <a href="http://intranet.lternet.edu/">http://intranet.lternet.edu/</a> )?			
		Response Percent	Response Count
Yes		<b>89.7%</b>	52
No		10.3%	6
Don't Know		0.0%	0
	<b>answered question</b>		<b>58</b>
	<b>skipped question</b>		<b>6</b>

28. Rate your level of satisfaction regarding the ease of performing the following operations on the Personnel Directory							
	Very Satisfied	Satisfied	Neutral/Don't Know	Dissatisfied	Very Dissatisfied	Not Applicable	Response Count
Finding information for an individual in the directory	<b>47.4% (27)</b>	38.6% (22)	7.0% (4)	0.0% (0)	0.0% (0)	7.0% (4)	57
Finding individuals involved with a core area, discipline, habitat, or type of organism.	19.6% (11)	<b>30.4% (17)</b>	26.8% (15)	0.0% (0)	0.0% (0)	23.2% (13)	57
	<b>answered question</b>						<b>57</b>
	<b>skipped question</b>						<b>0</b>

29. Have you ever used the LTER Bibliography ( <a href="http://intranet.lternet.edu/">http://intranet.lternet.edu/</a> )?			Response Percent	Response Count
Yes			43.1%	25
No			56.9%	33
Don't Know			0.0%	0
			<b>answered question</b>	<b>58</b>
			<b>skipped question</b>	<b>6</b>




30. Rate your level of satisfaction regarding the ease of performing the following operations on the Bibliography								
	Very Satisfied	Satisfied	Neutral/Don't Know	Dissatisfied	Very Dissatisfied	Not Applicable	Response Count	
Finding information for a particular publication in the bibliography	5.4% (3)	26.8% (15)	17.9% (10)	3.6% (2)	0.0% (0)	46.4% (26)	50	
Finding information on publications relating to a particular topic in the bibliography	1.8% (1)	21.1% (12)	24.6% (14)	3.5% (2)	1.8% (1)	47.4% (27)	57	
Using the bibliography to generate summaries in EML or XML for site use	0.0% (0)	3.6% (2)	35.7% (20)	0.0% (0)	0.0% (0)	60.7% (34)	56	
							<b>answered question</b>	<b>57</b>
							<b>skipped question</b>	<b>0</b>

31. What additional services, if any, would your site like the LNO to provide in support of Network Cyberinfrastructure and Databases?		Response Count
		19
		<b>answered question</b>
		<b>19</b>
		<b>skipped question</b>
		<b>45</b>




32. What modifications to existing services would your site like the LNO to make?		
		Response Count
		16
	<i>answered question</i>	16
	<i>skipped question</i>	48

33. Have you ever used videoconferencing services provided by the LNO?			
		Response Percent	Response Count
Yes		50.8%	30
No		47.5%	28
Don't Know		1.7%	1
	<i>answered question</i>		59
	<i>skipped question</i>		5

34. Rate your satisfaction with the ease of using videoconferencing services provided by the LNO			
		Response Percent	Response Count
Very Satisfied		21.4%	12
Satisfied		19.6%	11
<b>Neutral/Don't Know</b>		51.8%	29
Dissatisfied		7.1%	4
Very Dissatisfied		0.0%	0
	<i>answered question</i>		56
	<i>skipped question</i>		8

35. Have you participated in research working groups facilitated by the LNO?			Response Percent	Response Count
Yes			62.7%	37
No			32.2%	19
Don't Know			5.1%	3
<b>answered question</b>				<b>59</b>
<b>skipped question</b>				<b>5</b>




36. Rate your level of satisfaction with the following elements of the research working groups in which you participated:							
	Very Satisfied	Satisfied	Neutral/Don't Know	Dissatisfied	Very Dissatisfied	Not Applicable	Response Count
Ease of making travel and other meeting arrangements	<b>38.6% (22)</b>	26.3% (15)	7.0% (4)	0.0% (0)	0.0% (0)	28.1% (16)	57
Timeliness and ease of reimbursement (if any)	19.3% (11)	<b>38.6% (22)</b>	8.8% (5)	3.5% (2)	0.0% (0)	29.8% (17)	57
Adequacy of pre-meeting information about logistics	26.3% (15)	<b>35.1% (20)</b>	10.5% (6)	0.0% (0)	0.0% (0)	28.1% (16)	57
Ease in finding follow up information about the products of the meeting	10.5% (6)	21.1% (12)	26.3% (15)	10.5% (6)	1.8% (1)	<b>29.8% (17)</b>	57
<b>answered question</b>							<b>57</b>
<b>skipped question</b>							<b>6</b>

37. Have you participated in planning working groups facilitated by the LNO?			Response Percent	Response Count
Yes			46.6%	27
No			46.6%	27
Don't Know			6.9%	4
<b>answered question</b>				<b>58</b>
<b>skipped question</b>				<b>6</b>

**38. Rate your level of satisfaction with the following elements of the planning working groups in which you participated:**

	<b>Very Satisfied</b>	<b>Satisfied</b>	<b>Neutral/Don't Know</b>	<b>Dissatisfied</b>	<b>Very Dissatisfied</b>	<b>Not Applicable</b>	<b>Response Count</b>
Accommodations	25.9% (14)	25.9% (14)	5.6% (3)	0.0% (0)	0.0% (0)	<b>42.6% (23)</b>	54
Meeting facilities	29.6% (16)	24.1% (13)	3.7% (2)	0.0% (0)	0.0% (0)	<b>42.6% (23)</b>	54
Ease of making travel and other meeting arrangements	35.2% (19)	18.5% (10)	3.7% (2)	0.0% (0)	0.0% (0)	<b>42.6% (23)</b>	54
Timeliness and ease of reimbursement (if any)	22.6% (12)	28.3% (15)	5.7% (3)	0.0% (0)	0.0% (0)	<b>43.4% (23)</b>	53
Adequacy of pre-meeting information about logistics	27.8% (15)	22.2% (12)	5.6% (3)	0.0% (0)	1.9% (1)	<b>42.6% (23)</b>	54
Ease in finding follow up information about the products of the meeting	11.1% (6)	24.1% (13)	13.0% (7)	5.6% (3)	3.7% (2)	<b>42.6% (23)</b>	54
	<b>answered question</b>						<b>54</b>
	<b>skipped question</b>						<b>10</b>

**39. Have you participated in governance committee meetings facilitated by the LNO?**

		<b>Response Percent</b>	<b>Response Count</b>
Yes		39.7%	23
No		58.6%	34
Don't Know		1.7%	1
	<b>answered question</b>		<b>58</b>
	<b>skipped question</b>		<b>6</b>



**40. Rate your level of satisfaction with the following elements of the governance committee meetings in which you participated:**

	<b>Very Satisfied</b>	<b>Satisfied</b>	<b>Neutral/Don't Know</b>	<b>Dissatisfied</b>	<b>Very Dissatisfied</b>	<b>Not Applicable</b>	<b>Response Count</b>
Accommodations	27.8% (15)	14.8% (8)	5.6% (3)	0.0% (0)	0.0% (0)	<b>51.9% (28)</b>	54
Meeting facilities	27.8% (15)	14.8% (8)	5.6% (3)	0.0% (0)	0.0% (0)	<b>51.9% (28)</b>	54
Ease of making travel and other meeting arrangements	28.3% (15)	13.2% (7)	5.7% (3)	0.0% (0)	0.0% (0)	<b>52.8% (28)</b>	53
Timeliness and ease of reimbursement (if any)	16.7% (9)	24.1% (13)	5.6% (3)	1.9% (1)	0.0% (0)	<b>51.9% (28)</b>	54
Adequacy of pre-meeting information about logistics	22.2% (12)	20.4% (11)	5.6% (3)	0.0% (0)	0.0% (0)	<b>51.9% (28)</b>	54
Ease in finding follow up information about the products of the meeting	16.7% (9)	18.5% (10)	9.3% (5)	3.7% (2)	0.0% (0)	<b>51.9% (28)</b>	54
	<b><i>answered question</i></b>						<b>54</b>
	<b><i>skipped question</i></b>						<b>10</b>




**41. What additional services, if any, would your site like the LNO to provide in support of LTER Meetings?**

	<b>Response Count</b>
	15
	<b><i>answered question</i></b>
	<b>15</b>
	<b><i>skipped question</i></b>
	<b>49</b>

**42. What modifications to existing services would your site like the LNO to make?**

	<b>Response Count</b>
	7
	<b><i>answered question</i></b>
	<b>7</b>
	<b><i>skipped question</i></b>
	<b>57</b>

43. I use the LTER document archive (<http://intranet.lternet.edu/documents>):



		Response Percent	Response Count
Frequently		10.2%	6
<b>Occasionally</b>		<b>52.5%</b>	31
Never		37.3%	22
Don't Know		0.0%	0
<b>answered question</b>			<b>59</b>
<b>skipped question</b>			<b>5</b>

44. Are records of governance meetings (e.g., Executive Board, National Advisory Board, Information Managers, IM Executive Committee, Network Information System Advisory Committee) complete and easy to find in the LNO document archive?

	Very Good	Good	Neutral/Don't Know	Bad	Very Bad	Not Applicable	Response Count
Completeness	14.0% (8)	31.6% (18)	<b>33.3% (19)</b>	3.5% (2)	0.0% (0)	17.5% (10)	57
Ease	10.5% (6)	28.1% (16)	<b>33.3% (19)</b>	10.5% (6)	0.0% (0)	17.5% (10)	57
<b>answered question</b>							<b>57</b>
<b>skipped question</b>							<b>7</b>

45. Are historical documents associated with the development and scientific significance of the LTER program complete and easy to find in the LNO document archive?

	Very Good	Good	Neutral/Don't Know	Bad	Very Bad	Not Applicable	Response Count
Completeness	3.5% (2)	29.8% (17)	<b>43.9% (25)</b>	5.3% (3)	0.0% (0)	17.5% (10)	57
Ease	3.5% (2)	21.1% (12)	<b>43.9% (25)</b>	12.3% (7)	1.8% (1)	17.5% (10)	57
<b>answered question</b>							<b>57</b>
<b>skipped question</b>							<b>7</b>

46. I use the LTER image archive ( <a href="http://intranet.lternet.edu/images">http://intranet.lternet.edu/images</a> ):			Response Percent	Response Count
Frequently			0.0%	0
Occasionally			44.8%	26
<b>Never</b>			<b>55.2%</b>	32
Don't Know			0.0%	0
<b>answered question</b>				<b>58</b>
<b>skipped question</b>				<b>6</b>

47. Are images and video of LTER sites easy to find and download from the LNO image gallery?							
	Very Good	Good	Neutral/Don't Know	Bad	Very Bad	Not Applicable	Response Count
Easy to find	7.0% (4)	<b>36.8% (21)</b>	26.3% (15)	1.8% (1)	0.0% (0)	28.1% (16)	57
Easy to download	10.9% (6)	27.3% (15)	<b>32.7% (18)</b>	0.0% (0)	0.0% (0)	29.1% (16)	55
<b>answered question</b>							<b>57</b>
<b>skipped question</b>							<b>7</b>

48. What additional services, if any, would your site like the LNO to provide in support of Document Archives?		Response Count
		11
<b>answered question</b>		<b>11</b>
<b>skipped question</b>		<b>53</b>

49. What modifications to existing services would your site like the LNO to make?		Response Count
		11
	<i>answered question</i>	<b>11</b>
	<i>skipped question</i>	<b>53</b>

50. Rate your satisfaction with the following LNO Outreach Services:			
	Very Satisfied	Satisfied	Neutral/ Know
Content/format/look of the LTER Newsletter ( <a href="http://intranet.lternet.edu/modules.php?name=UpDownload&amp;req=getit&amp;lid=593">http://intranet.lternet.edu/modules.php?name=UpDownload&amp;req=getit&amp;lid=593</a> ).	31.0% (18)	<b>63.8%</b> <b>(37)</b>	5.2%
Content/format/look of individual Site Brochures ( <a href="http://intranet.lternet.edu/modules.php?name=UpDownload&amp;req=viewsdownload&amp;sid=39">http://intranet.lternet.edu/modules.php?name=UpDownload&amp;req=viewsdownload&amp;sid=39</a> ).	26.3% (15)	<b>63.2%</b> <b>(36)</b>	7.0%
Content/format/look of the All-LTER (Network) Brochure ( <a href="http://intranet.lternet.edu/archives/documents/Publications/brochures/LTERNetworkBrochure1.pdf">http://intranet.lternet.edu/archives/documents/Publications/brochures/LTERNetworkBrochure1.pdf</a> ).	25.9% (15)	<b>58.6%</b> <b>(34)</b>	13.8%
Content and format of the LTER Network Public Website ( <a href="http://www.lternet.edu/">http://www.lternet.edu/</a> ).	17.5% (10)	<b>59.6%</b> <b>(34)</b>	10.5%
Content and format of the LTER online newsletter ( <a href="http://www.lternet.edu/news/">http://www.lternet.edu/news/</a> ).	12.1% (7)	<b>67.2%</b> <b>(39)</b>	19.0%
Content and format of the LTER Intranet Website - committee reports, meeting information, calendars, news and opportunities for scientists, students and educators ( <a href="http://intranet.lternet.edu/">http://intranet.lternet.edu/</a> ).	3.4% (2)	<b>39.7%</b> <b>(23)</b>	31.0%
Presence of the LTER exhibit at national science meetings (such as ESA, AAAS, SACNAS), featuring LTER products such as the Synthesis Series and science papers.	15.5% (9)	31.0% (18)	<b>44.8%</b>

51. For each of the following web sites, rate your level of satisfaction in your ability to use the web site to find information about LTER and to provide information about LTER to others.




	Very Satisfied	Satisfied	Neutral/Don't Know	Dissatisfied	Very Dissatisfied	Not Applicable	Response Count
Public web site ( <a href="http://www.lternet.edu">http://www.lternet.edu</a> ).	21.1% (12)	<b>56.1% (32)</b>	8.8% (5)	12.3% (7)	1.8% (1)	0.0% (0)	58
Intranet web site ( <a href="http://intranet.lternet.edu">http://intranet.lternet.edu</a> ).	7.0% (4)	<b>42.1% (24)</b>	29.8% (17)	15.8% (9)	3.5% (2)	1.8% (1)	58
LNO web site ( <a href="http://lno.lternet.edu">http://lno.lternet.edu</a> ).	15.5% (9)	39.7% (23)	<b>41.4% (24)</b>	1.7% (1)	0.0% (0)	1.7% (1)	58
	<b>answered question</b>						58
	<b>skipped question</b>						0

52. For each of the following means of communication, please rate your satisfaction in providing information about LNO activities to the public and scientists

	Very Satisfied	Satisfied	Neutral/Don't Know	Dissatisfied	Very Dissatisfied	Not Applicable	
LTER Newsletter ( <a href="http://www.lternet.edu/news/">http://www.lternet.edu/news/</a> ).	27.6% (16)	<b>65.5% (38)</b>	6.9% (4)	0.0% (0)	0.0% (0)	0.0% (0)	
LNO web site ( <a href="http://lno.lternet.edu/">http://lno.lternet.edu/</a> ).	15.8% (9)	<b>49.1% (28)</b>	33.3% (19)	1.8% (1)	0.0% (0)	0.0% (0)	
LNO annual report ( <a href="http://intranet.lternet.edu/modules.php?name=UpDownload&amp;req=viewsdownload&amp;sid=65">http://intranet.lternet.edu/modules.php?name=UpDownload&amp;req=viewsdownload&amp;sid=65</a> ).	8.6% (5)	<b>41.4% (24)</b>	<b>41.4% (24)</b>	5.2% (3)	0.0% (0)	3.4% (2)	
Visits to sites by LNO staff	21.1% (12)	<b>40.4% (23)</b>	33.3% (19)	1.8% (1)	0.0% (0)	3.5% (2)	
Annual presentations by LNO to the Executive Board	5.2% (3)	27.6% (16)	<b>56.9% (33)</b>	0.0% (0)	0.0% (0)	10.3% (6)	
	<b>answered question</b>						66
	<b>skipped question</b>						0

53. What additional services, if any, would your site like the LNO to provide in support of LTER External Relations/Outreach?		
		Response Count
		9
	<i>answered question</i>	9
	<i>skipped question</i>	55

54. What modifications to existing services would your site like the LNO to make?		
		Response Count
		9
	<i>answered question</i>	9
	<i>skipped question</i>	55

55. The general performance of the LNO meets or exceeds my expectations.			
		Response Percent	Response Count
Yes		81.4%	48
No		5.1%	3
Don't Know		13.6%	8
	<i>answered question</i>		59
	<i>skipped question</i>		5

56. What additional services, if any, would your site like the LNO to provide?		
		Response Count
		10
	<i>answered question</i>	10
	<i>skipped question</i>	54

57. Is there anything else you wish to tell us about your satisfaction with the LNO services or performance?

		Response Count
		17
	<i>answered question</i>	17
	<i>skipped question</i>	47